










COVID-19 in Missoula County
Weekly Epidemiological and Resource & Community Mitigation Indicators
 January 27, 2021

Indicator	Goal	January 27, 2021	Current Status	Week-week Change
EPIDEMIOLOGICAL INDICATORS				
Epidemiological Profile	Descending x 14 days	Multiple upticks		Same
Daily incidence of new cases by rolling 7-day average*	≤ 25	30		Better
Rt Transmission Rate	<1.0	1.15		Worse
Test Positivity Rate*	≤10%	8.07%		Better

Case Doubling/Halving Time	Baseline = 22 (Doubling)	58 Doubling		Worse
RESOURCE INDICATORS				
Test Turnaround	≤48 hours	60 hours		Worse
Case Investigation Initiated	24 hours	95-100%		Same
Hospital Availability	Open	Limited 13 admits/ 3-day average		Better
COMMUNITY MITIGATION INDICATORS				
Comparison to State	Co. Incidence < State	County 30<35 State		Better

*Harvard Global Health Institute COVID-19 mitigation level metric

Summary compared to previous week: Transmission oscillating between 0.9 and current at 1.15 in conjunction with series of upticks continuing; case investigation goal met; testing turn around average goal slightly longer than goal; continuing to use combination of quick tests and UM Genomics Lab; descending to meet testing positivity goal with week's average down to 8.07% and a cumulative of 41% of county population tested at least once; hospital admits average steady and about 1:1 county:out-of-county with descent less than case descent rate; Missoula has first noted occurrence of incidence greater than state average; Case direction has reversed from halving to doubling rate at 58 days.